

**SAKAI®**

# TS206 T2-3

Asphalt Roller



**TS206**  
(9 wheels / standard tire)



**T2-3**  
(7 wheels / wide tire)

## STATIC PNEUMATIC TIRED ROLLER

**10–15 tonne class static pneumatic tired roller for smooth finish and compaction on medium and large paving jobs.**

### Best Compaction Quality and Efficiency

- Pneumatic tires with uniform, high contact pressures and kneading effect achieve the target density.
- Wide tires overlap larger area (TS206 : 35mm, T2-3 : 55mm) so it would be great for asphalt pavement.
- Zero side clearance provides a full view of the tire edges for easy rolling along curbs and near buildings.
- Tilting mechanism of the front wheels provides continuous contact at all times on uneven surfaces for uniform compaction and a smooth finish.
- Pressurized water sprinkler system is standard to minimize pickup of hot mix asphalt (HMA) on tires.

### Operators Comfort

- Fold-down awning is standard for easy transportation.
- Quiet and comfortable with low noise level.

### High Safety Standards

- Five mirrors are standard safety equipment for good visibility.
- Flat floor and hand rail around the operator station protect operator against falling or tripping hazards.

### Easy Maintenance

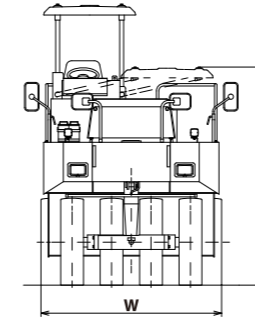
- Easy cleaning water tank with a large drain plug and sloped bottom.
- Water and release agent spray system with anti-clog package, i.e., triple-protection filtration, etc., and with perfect draining winterization.
- Water filter is easily cleaned by turning the lever. No need to change filters.
- Easy-access lubrication device for the drive chain is standard.



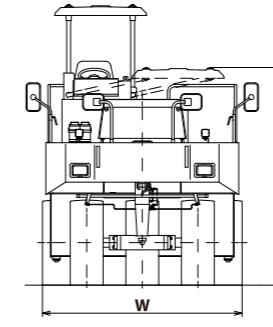
**P.T. SAKAI SALES AND SERVICES ASIA**

EJIP Industrial Park Plot 6G Cikarang Selatan  
Bekasi - 17550, Indonesia  
Telp.+62-21 8971778 ( Hunting ), Fax. +62-21 8970378

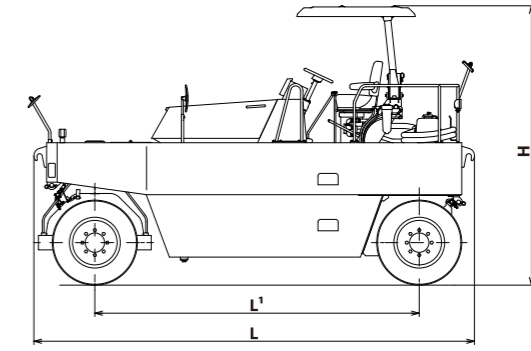
## TS206·T2-3



TS206



T2-3



L

TYPE	Static Pneumatic Tired Roller		
	TS206	T2-3	
MODEL	2TS11	2T6	
CHASSIS MODEL			
WEIGHTS	Max. operating weight with AWNING with METAL BALLAST	kg (lbs)	10,580 (23,325)
	with WATER BALLAST	kg (lbs)	13,080 (28,835)
	with METAL & WATER BALLAST	kg (lbs)	15,080 (33,245)
	Operating weight with AWNING	kg (lbs)	10,790 (23,785)
	Load on front axle (with operating weight)	kg (lbs)	4,310 (9,500)
	Load on rear axle (with operating weight)	kg (lbs)	6,480 (14,285)
PERFORMANCE	Number of speed shifts		4
	Speed range (Forward & Reverse) (1/2/3/4)	km/h (mph)	0-4 / 0-7 / 0-11 / 0-19 (0-2.5 / 0-4.3 / 0-6.8 / 0-11.8)
	Gradeability	% (°)	42 (22)
	Turning radius outside compacted surface	m (in)	6.8 (268) / 6.9 (272)
DIMENSIONS	Overall length L	mm (in)	5,040 (198)
	Overall width W	mm (in)	2,065 (81)
	Overall height H (fold/unfold)	mm (in)	2,490 / 3,205 (98 / 126)
	Wheelbase L'	mm (in)	3,700 (146)
	Compaction width W	mm (in)	2,065 (81)
	Tire size x Number of tires (Front/Rear)		9.00 - 20 - 10PR (OR) x 4 / 14 / 70 - 20 - 12PR (OR) x 3 / 9.00 - 20 - 10PR (OR) x 5 / 14 / 70 - 20 - 12PR (OR) x 4
	Inflation (each wheel)	kPa (psi)	525 (76.1) / 450 (65.3)
	Overlap	mm (in)	35 (1.4) / 55 (2.2)
	Ground clearance (with ballast/without ballast)	mm (in)	225 / 295 (9 / 12) / 200 / 270 (8 / 11)
	Curb clearance	mm (in)	∞
	Side clearance	mm (in)	0
ENGINE	Make		ISUZU
	Model		BB-6BG1
	Power transmission type		Diesel, water-cooled, 4-cycle, direct injection type
	Engine emission standard		Japan stage II : equivalent
	Displacement	L ( cu.in )	6.494 (396.3)
	Rated output	kW (HP)/min <sup>-1</sup>	70.5 (95) / 1,800
	Electric system battery	V (V/Ah x Qty)	24 (12 / 100 x 2)
	Electric system alternator	V/A	24 / 25
DRIVE SYSTEM	Transmission		Mechanical transmission
	Differential type		Auto lock type
	Drive wheel		Rear wheels
BRAKE SYSTEM	Service brake		Hydraulic, internal expanding type / Brake pedal
	Parking brake		Mechanical, internal expanding type / Side lever
STEERING SYSTEM	Power transmission type		Hydraulic
	Articulation/Oscillation angle	± (°)	38 / 6.0
FLUID CAPACITY	Fuel tank	L (gal)	95 (25.1)
	Hydraulic tank	L (gal)	7 (1.8)
	Sprinkler tank	L (gal)	4,500 (1,188.8)
	Liquid tank	L (gal)	19 (5.02) option
	METAL BALLAST	kg (lbs)	2,000 (4,410)

- Specified figures have a tolerance of ±5%.
- All specifications may be changed without notice.
- Specified figures are in SI Units, followed by their equivalent in English units of measurement in parentheses.
- Max. operating weight : Fuel=100%, Water=100%, Operator=75 kg
- Operating weight : Fuel=50%, water=50%, operator=75 kg
- The photos may contain optional equipment and/or attachment.

※ Engine meets EPA Tier 2 standards.

※ Using low quality fuel may cause engine failure.

**SAKAI®**

ROAD CONSTRUCTION EQUIPMENT INDUSTRIES

### Standard Equipment :

- Instrument • Gauges • Back up alarm • Horn • AWNING
- Sliding seat • Head light • Working light • Turn signal lamp
- Mirrors • Pressurized water sprinkler system • METAL BALLAST (2t)
- Intermittent water spray timer • 4 points lifting • Cocomat

### Optional Equipment :

- Deluxe seat • Rotary lamp • Road sprinkler system
- Release agent spray system